

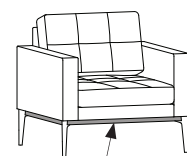
UPTOWN SOCIAL LOUNGE + MODULAR //

DESIGNED BY CHRIS AND JON PANICHELLA



PRODUCT FEATURES:

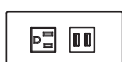
- » Arm and armless lounge, love seat, sofa and chaise models available individually or in modular combinations with integrated tables and/or benches.
- » 4" and 7" arm widths available on lounge, love seat and sofa models. Chaise lounge available with 4" arm width only.
- » Back and seat cushions are removable for cleaning or replacement purposes.
- » Integrated tables feature upholstered body and three top surface options: veneer, laminate and Corian.
- » Stand-alone tables available in all wood or with upholstered body.
- » Die-cast aluminum legs feature adjustable glides for leveling purposes.
- » Maximum weight capacity is 350 lbs. for lounge chairs, 700 lbs. for love seats and chaise models, and 1000 lbs. for sofas.
- » Optional wood trim is featured on all sides below the seat or table frame. Available in walnut and white oak, in all standard and custom finishes, please refer to individual pages for applicable upcharge.
- » Tufted stitching detail available on back and seat cushion, please refer to individual pages for applicable upcharge.
- » **The application of softer foam, together with inherent stretch properties among fabrics, may create varying degrees of comfort wrinkles on seat and/or back cushions.**
- » All dimensions are nominal.



optional wood trim shown with tufting stitch detail

SEATING POWER UNITS:

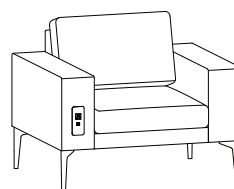
- » Available on front or side of arms. Specify left or right, as seated.
- » Standard placement for seating units is depicted below. For placement elsewhere, please contact client services.
- » Black or white finish with 120" electrical cord (no hardwire option available for this series).
- » UL listed.




PX1
5¹/₄" W x 2¹/₂" D
One outlet, one USB-A and one USB-C charging port



PX2
6⁵/₈" W x 2¹/₂" D
Two outlets, one USB-A and one USB-C charging port



front of arm placement is 3" from the bottom of the frame, centered vertically



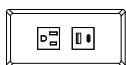
side of arm placement is 3" both vertically and horizontally from the bottom of the frame

UPTOWN SOCIAL LOUNGE + MODULAR //

DESIGNED BY CHRIS AND JON PANICHELLA

TABLE POWER UNITS:

- » Available on all table tops.
- » Unit will be positioned in the center of integrated tables, 5" from the rear, as standard, unless otherwise specified.
- » Black or white finish with 120" electrical cord (no hardwire option available for this series).
- » UL listed.



PX3
5⁷/₈" W x 2⁷/₈" D
One outlet, one USB-A and one USB-C charging port



PX4
7¹/₄" W x 2⁷/₈" D
Two outlets, one USB-A and one USB-C charging port

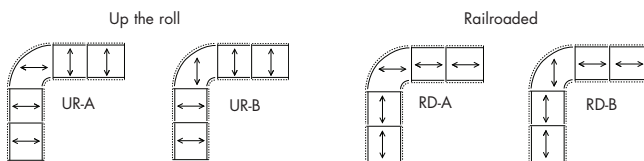
MODULAR ARRANGEMENTS:

- » Optional ganging bracket connects two units together.
- » **Note: Please include layout drawings or sketch with order.**
- » Field assembly required.



SPECIFICATIONS:

- » Upholstery direction must be specified on corner units when patterned fabrics are selected. In the absence of specific instructions, Arcadia reserves the right to upholster units at our discretion.



- » Optional wood arm cap offered in walnut or white oak, as well as Corian.
- » Integrated table tops available in walnut and white oak veneer, laminate or Corian (body is always upholstered).
- » For integrated tables with veneer, standard wood grain or solid black laminate, edge finish will always match top finish color, unless otherwise specified. All other solid color laminates, edge will be natural exposed plywood with a clear coat finish as standard, unless otherwise specified.
- » Stand-alone tables available with upholstered body, or as follows:
 - Walnut or white oak veneer top with matching veneer body as standard, unless otherwise specified.
 - Laminate top with laminate body as standard, unless otherwise specified.
 - Corian top with veneer or laminate body. **Wood species and finish selection must be specified.**
- » For Alabaster and Super Matte Sable Oak, premium wood finish upcharge applies. Refer to options section for pricing.
- » For custom wood finishes to tables, wood trim and/or pull-up table, please add one-time upcharge of \$472 List per color per order.
- » For custom laminates, add \$590 List per color per order. Pre-approval required, please contact client services.
- » For Corian top, specify "-CO" next to model number. For all wood tables, Corian is affixed to top surface increasing overall table height by 1/2". Additionally, a 1/8" reveal will be present. When specified with upholstered sides, Corian top will increase overall table height by 1/4".
- » Die-cast aluminum legs available in standard and premium finishes, options listed below.

STANDARD METAL BASE FINISHES:

- » 0299 Polished Aluminum
- » 0405 Charcoal Grey
- » 0535 Metallic Silver
- » 0630 Satin Black

PREMIUM METAL BASE FINISHES:

- » 0605 Matte Black
- » 0705 Matte Cotton
- » 0788 Glossy Cotton
- » 0805 Oasis
- » 0905 Mint
- » 1005 Mercury
- » 1105 Canary
- » 1205 Stone
- » 1305 Sage
- » 1405 Ice Blue
- » 1505 Clay

UPTOWN SOCIAL LOUNGE + MODULAR //

DESIGNED BY CHRIS AND JON PANICHELLA

CORIAN® COLORS:

- » **CWN Designer White**
- » **CLN Linen**
- » **CTD Witch Hazel**
- » **CRC Rain Cloud**
- » **CGQ Grey Onyx**
- » **CSQ Stonique**

ORDERING REQUIREMENTS:


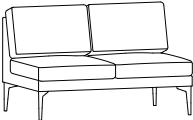
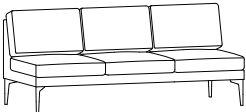

- » **Model number**
- » **Metal leg finish**
- » **Upholstery selection**
- » **Options, as applicable**

UPTOWN SOCIAL LOUNGE + MODULAR //

DESIGNED BY CHRIS AND JON PANICHELLA


ORDERING REQUIREMENTS:

- » Model number
- » Metal leg finish
- » Upholstery selection
- » Options, as applicable

MODEL NUMBER	PRODUCT SPECIFICATIONS	FABRIC GRADES										LEATHER	
		COM	A	1	2	COL 3	4	5	6	7	8	L1	L2
5101	 Lounge Chair, Armless W 25 D 31 ³ / ₄ H 31 Seat Height 17 ¹ / ₄ Inside Seat Width 25 Inside Seat Depth 22 3 ¹ / ₂ yds. 42 lbs. COL 70 sq. ft.	1960	2163	2265	2328	2429	2541	2646	2751	2849	2965	3444	3812
5102	 Love Seat, Armless W 50 D 31 ³ / ₄ H 31 Seat Height 17 ¹ / ₄ Inside Seat Width 50 Inside Seat Depth 22 5 ³ / ₄ yds. 62 lbs. COL 115 sq. ft.	2730	3064	3231	3334	3501	3685	3857	4030	4191	4381	5168	5772
5103	 Sofa, Armless W 75 D 31 ³ / ₄ H 31 Seat Height 17 ¹ / ₄ Inside Seat Width 75 Inside Seat Depth 22 9 yds. 97 lbs. COL 180 sq. ft.	4036	4558	4819	4981	5242	5530	5800	6070	6322	6619	7852	8797
5105	 Chaise Lounge, Armless W 25 D 57 ³ / ₄ H 31 Seat Height 17 ¹ / ₄ Inside Seat Width 25 Inside Seat Depth 47 5 ³ / ₄ yds. 61 lbs. COL 115 sq. ft. To add single arms, please refer to page 9	2430	2764	2931	3034	3201	3385	3557	3730	3891	4081	4868	5472

OPTIONS

-WT01	Wood Trim - Lounge Chair	344
-WT02	Wood Trim - Love Seat & Chaise Lounge	479
-WT03	Wood Trim - Sofa	585
-TSB01	Tufted Stitch Detail, Back Cushion (per cushion)	121
-TSS01	Tufted Stitch Detail, Seat Cushion (per cushion)	152
-TSS02	Tufted Stitch Detail, Chaise Lounge Seat Cushion	177
-NS04	Non-Skid Glides	25
-PFM04	Premium Metal Leg Finish	172
-PFW02	Premium Wood Finish, Wood Trim	20
-GC07 (ordered separately)	Ganging Connector	93




 = Available on quick-ship program (standard finishes only).



UPTOWN SOCIAL LOUNGE + MODULAR //

DESIGNED BY CHRIS AND JON PANICHELLA


ORDERING REQUIREMENTS:

- » Model number
- » Metal leg finish
- » Upholstery selection
- » Options, as applicable

MODEL NUMBER	PRODUCT SPECIFICATIONS	FABRIC GRADES										LEATHER	
		COM	A	1	2	COL 3	4	5	6	7	8	L1	L2
5101-4LR	 Lounge Chair, 4" Arms W 33 D 31 ³ / ₄ H 31 Seat Height 17 ¹ / ₄ Inside Seat Width 25 Inside Seat Depth 22 6 ¹ / ₂ yds. 65 lbs. COL 130 sq. ft.	2574	2951	3140	3257	3445	3653	3848	4043	4225	4440	5330	6013
5102-4LR	 Love Seat, 4" Arms W 58 D 31 ³ / ₄ H 31 Seat Height 17 ¹ / ₄ Inside Seat Width 50 Inside Seat Depth 22 8 ³ / ₄ yds. 95 lbs. COL 175 sq. ft.	3344	3852	4106	4263	4517	4797	5059	5322	5567	5856	7054	7973
5103-4LR	 Sofa, 4" Arms W 83 D 31 ³ / ₄ H 31 Seat Height 17 ¹ / ₄ Inside Seat Width 75 Inside Seat Depth 22 12 yds. 120 lbs. COL 240 sq. ft.	4650	5346	5694	5910	6258	6642	7002	7362	7698	8094	9738	10998

OPTIONS			
-WC01	4" Wood Arm Cap, Per Arm		392
-CO05	4" Corian Arm Cap, Per Arm		213
-WT01	Wood Trim - Lounge Chair		344
-WT02	Wood Trim - Love Seat & Chaise Lounge		479
-WT03	Wood Trim - Sofa		585
-TSB01	Tufted Stitch Detail, Back Cushion (per cushion)		121
-TSS01	Tufted Stitch Detail, Seat Cushion (per cushion)		152
-NS04	Non-Skid Glides		25
-PFM04	Premium Metal Leg Finish		172
-PFW01	Premium Wood Finish, Arm Cap (per arm)		10
-PFW02	Premium Wood Finish, Wood Trim		20
-PX1-()	 Power Matrix 1 (one power, one USB-A, one USB-C)		472
-PX2-()	 Power Matrix 2 (dual power, one USB-A, one USB-C)		494
-GC07 (ordered separately)	Ganging Connector		93

Note: For power matrix faceplate, please specify black (-B) or white (-W) finish.


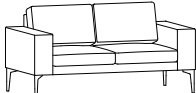
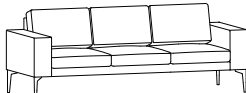
 = Available on quick-ship program (standard finishes only). PX1 and PX2 power unit quick-ship applies to model 5101-4LR only.

UPTOWN SOCIAL LOUNGE + MODULAR //



DESIGNED BY CHRIS AND JON PANICHELLA

ORDERING REQUIREMENTS:

- » Model number
- » Metal leg finish
- » Upholstery selection
- » Options, as applicable

MODEL NUMBER	PRODUCT SPECIFICATIONS	FABRIC GRADES										LEATHER	
		COM	A	1	2	COL 3	4	5	6	7	8	L1	L2
5101-7LR	 Lounge Chair, 7" Arms W 39 D 31 ³ / ₄ H 31 Seat Height 17 ¹ / ₄ Inside Seat Width 25 Inside Seat Depth 22 6 ¹ / ₂ yds. 75 lbs. COL 130 sq. ft.	2630	3007	3196	3313	3501	3709	3904	4099	4281	4496	5386	6069
5102-7LR	 Love Seat, 7" Arms W 64 D 31 ³ / ₄ H 31 Seat Height 17 ¹ / ₄ Inside Seat Width 50 Inside Seat Depth 22 8 ³ / ₄ yds. 105 lbs. COL 175 sq. ft.	3400	3908	4162	4319	4573	4853	5115	5378	5623	5912	7110	8029
5103-7LR	 Sofa, 7" Arms W 89 D 31 ³ / ₄ H 31 Seat Height 17 ¹ / ₄ Inside Seat Width 75 Inside Seat Depth 22 12 yds. 130 lbs. COL 240 sq. ft.	4706	5402	5750	5966	6314	6698	7058	7418	7754	8150	9794	11054

OPTIONS

-WC02	7" Wood Arm Cap, Per Arm	431
-CO06	7" Corian Arm Cap, Per Arm	282
-WT01	Wood Trim - Lounge Chair	344
-WT02	Wood Trim - Love Seat & Chaise Lounge	479
-WT03	Wood Trim - Sofa	585
-TSB01	Tufted Stitch Detail, Back Cushion (per cushion)	121
-TSS01	Tufted Stitch Detail, Seat Cushion (per cushion)	152
-NS04	Non-Skid Glides	25
-PFM04	Premium Metal Leg Finish	172
-PFW01	Premium Wood Finish, Arm Cap (per arm)	10
-PFW02	Premium Wood Finish, Wood Trim	20
-PX1-()	 Power Matrix 1 (one power, one USB-A, one USB-C)	472
-PX2-()	 Power Matrix 2 (dual power, one USB-A, one USB-C)	494
-GC07 (ordered separately)	Ganging Connector	93

Note: For power matrix faceplate, please specify black (-B) or white (-W) finish.

 = Available on quick-ship program (standard finishes only). PX1 and PX2 power unit quick-ship applies to model 5101-7LR only.

ORDERING REQUIREMENTS:

- | | |
|-------------------------------------|--------------------------|
| » Model number | » Metal leg finish |
| » Table wood species, as applicable | » Upholstery selection |
| » Table wood finish, as applicable | » Options, as applicable |

Note: For Corian top, specify '-CO' after model number and add appropriate upcharge.

[illegible]

-WT01	Wood Trim, Corner Unit	344
-WT02	Wood Trim, #5111 Models	479
-TSB01	Tufted Stitch Detail, Back Cushion, Single Seat Lounge Units	121
-TSB02	Tufted Stitch Detail, Back Cushion, Corner Unit	177
-TSS01	Tufted Stitch Detail, Seat Cushion (per cushion)	152
-COT03	Corian Table Top - Model #5111TL/TR	1306
-NS04	Non-Skid Glides	25
-PFM04	Premium Metal Leg Finish	172
-PFW02	Premium Wood Finish, Wood Trim	20
-PFW04	Premium Wood Finish, Table Top	40
Table Power Units		
-PX3-()	Power Matrix 3 (one power, one USB-A, one USB-C)	472
-PX4-()	Power Matrix 4 (dual power, one USB-A, one USB-C)	494
-GC07 (ordered separately)	Ganging Connector	93

Note: For power matrix faceplate, please specify black (-B) or white (-W) finish.

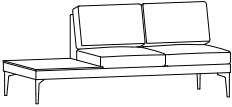
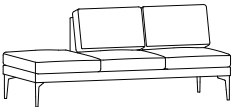
UPTOWN SOCIAL LOUNGE + MODULAR //

DESIGNED BY CHRIS AND JON PANICHELLA

ORDERING REQUIREMENTS:

- » Model number
- » Table wood species, as applicable
- » Table wood finish, as applicable
- » Metal leg finish
- » Upholstery selection
- » Options, as applicable

Note: For Corian top, specify '-CO' after model number and add appropriate upcharge.

MODEL NUMBER	PRODUCT SPECIFICATIONS	FABRIC GRADES										LEATHER	
		COM	A	1	2	COL 3	4	5	6	7	8	L1	L2
5112-TL (TABLE LEFT) 5112-TR (TABLE RIGHT) 	Two-Seat Lounge with Table (specify placement as seated) W 75 D 31 ³ / ₄ H 31 Seat Height 17 ¹ / ₄ Inside Seat Width 75 Inside Seat Depth 22 6 ¹ / ₂ yds. 90 lbs. COL 130 sq. ft.	3856	4233	4422	4539	4727	4935	5130	5325	5507	5722	6612	7295
5112-BL (BENCH LEFT) 5112-BR (BENCH RIGHT) 	Two-Seat Lounge with Bench (specify placement as seated) W 75 D 31 ³ / ₄ H 31 Seat Height 17 ¹ / ₄ Inside Seat Width 75 Inside Seat Depth 22 7 ³ / ₄ yds. 90 lbs. COL 155 sq. ft.	3563	4013	4238	4377	4602	4850	5082	5315	5532	5788	6849	7663
To add single arms, please refer to page 9													

OPTIONS		
-WT03	Wood Trim	585
-TSB01	Tufted Stitch Detail, Back Cushion (per cushion)	121
-TSS01	Tufted Stitch Detail, Seat Cushion (per cushion)	152
-COT03	Corian Table Top - Model #5112TL/TR	1306
-NS04	Non-Skid Glides	25
-PFM04	Premium Metal Leg Finish	172
-PFW02	Premium Wood Finish, Wood Trim	20
-PFW04	Premium Wood Finish, Table Top	40
Table Power Units		
-PX3-()	Power Matrix 3 (one power, one USB-A, one USB-C)	472
-PX4-()	Power Matrix 4 (dual power, one USB-A, one USB-C)	494
-GC07 (ordered separately)	Ganging Connector	93


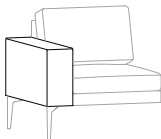
Note: For power matrix faceplate, please specify black (-B) or white (-W) finish.

UPTOWN SOCIAL LOUNGE + MODULAR //

DESIGNED BY CHRIS AND JON PANICHELLA

ORDERING REQUIREMENTS:

- » Model number
- » Upholstery selection
- » Options, as applicable

MODEL NUMBER	PRODUCT SPECIFICATIONS	FABRIC GRADES										LEATHER	
		COM	A	1	2	COL 3	4	5	6	7	8	L1	L2
XXXX-4LA (LEFT ARM) XXXX-4RA (RIGHT ARM)	4" End Arm, specify placement as seated 1 1/2 yds. 12 lbs. COL 30 sq. ft.	308	395	439	466	509	557	602	647	689	739	944	1102
													
XXXX-7LA (LEFT ARM) XXXX-7RA (RIGHT ARM)	7" End Arm, specify placement as seated 1 1/2 yds. 17 lbs. COL 30 sq. ft.	336	423	467	494	537	585	630	675	717	767	972	1130
													

OPTIONS			
-WC01	4" Wood Arm Cap, Per Arm		392
-C005	4" Corian Arm Cap, Per Arm		213
-WC02	7" Wood Arm Cap, Per Arm		431
-C006	7" Corian Arm Cap, Per Arm		282
-PFW01	Premium Wood Finish, Arm Cap (per arm)		20
-PX1-()	Power Matrix 1 (one power, one USB-A, one USB-C)		472
-PX2-()	Power Matrix 2 (dual power, one USB-A, one USB-C)		494

Note: For power matrix faceplate, please specify black (-B) or white (-W) finish.

UPTOWN SOCIAL LOUNGE + MODULAR //

DESIGNED BY CHRIS AND JON PANICHELLA

ORDERING REQUIREMENTS:

- » Model number
- » Table wood species
- » Table wood finish
- » Metal leg finish
- » Upholstery selection
- » Options, as applicable

Note: For Corian top, specify '-CO' after model number and add appropriate upcharge. Body is veneer or laminate, finish must be specified.

MODEL NUMBER	PRODUCT SPECIFICATIONS	FABRIC GRADES										LEATHER	
		COM	A	1	2	COL 3	4	5	6	7	8	L1	L2
5115-2531-U	25" Wide Table, Wood Top with Upholstered Body W 25 D 31 H 12 ¹ / ₄ 3/4 yd. 29 lbs. COL 15 sq. ft.	1436	1480	1502	1515	1537	1561	1583	1606	1627	1652	1754	1833
5115-3131-U	31" Wide Table, Wood Top with Upholstered Body W 31 D 31 H 12 ¹ / ₄ 1 yd. 31 lbs. COL 20 sq. ft.	1688	1746	1775	1793	1822	1854	1884	1914	1942	1975	2112	2217
5116-U	30-Degree Table, Wood Top with Upholstered Body W 31 D 31 H 12 ¹ / ₄ 1 yd. 30 lbs. COL 20 sq. ft.	1595	1653	1682	1700	1729	1761	1791	1821	1849	1882	2019	2124

OPTIONS			
-WT01	Wood Trim		344
-COT03	Corian Table Top, 25" Wide Table		1306
-COT04	Corian Table Top, 31" Wide Table and 30-Degree Table		1797
-NS04	Non-Skid Glides		25
-PFM04	Premium Metal Leg Finish		172
-PFW02	Premium Wood Finish, Wood Trim		20
-PFW04	Premium Wood Finish, Table Top		40
-PX3-()	Power Matrix 3 (one power, one USB-A, one USB-C)		472
-PX4-()	Power Matrix 4 (dual power, one USB-A, one USB-C)		494
-GC07 (ordered separately)	Ganging Connector		93

Note: For power matrix faceplate, please specify black (-B) or white (-W) finish.

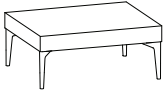

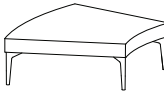
UPTOWN SOCIAL LOUNGE + MODULAR //

DESIGNED BY CHRIS AND JON PANICHELLA

ORDERING REQUIREMENTS:

- » Model number
- » Wood species
- » Wood finish
- » Metal leg finish
- » Options, as applicable

Note: For Corian tops, specify '-CO' after model number and select color. Body is veneer or laminate, finish must be specified.

MODEL NUMBER	PRODUCT SPECIFICATIONS	TABLE TOP FINISH	
		VENEER OR LAMINATE	CORIAN (-CO)
5115-2531-W 	25" Wide Table, Wood Top & Body W 25 D 31 H 12 ¹ / ₄ 29 lbs.	1649	2955
5115-3131-W 	31" Wide Table, Wood Top & Body W 31 D 31 H 12 ¹ / ₄ 31 lbs.	1856	3653
5116-W 	30-Degree Table, Wood Top & Body W 31 D 31 H 12 ¹ / ₄ 30 lbs.	1856	3653

OPTIONS		
-WT01	Wood Trim	344
-NS04	Non-Skid Glides	25
-PFM04	Premium Metal Leg Finish	172
-PFW02	Premium Wood Finish, Wood Trim	20
-PFW04	Premium Wood Finish, Table Top	40
-PX3-()	Power Matrix 3 (one power, one USB-A, one USB-C)	472
-PX4-()	Power Matrix 4 (dual power, one USB-A, one USB-C)	494
-GC07 (ordered separately)	Ganging Connector	93

Note: For power matrix faceplate, please specify black (-B) or white (-W) finish.


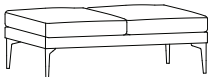
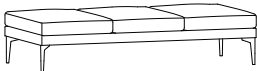
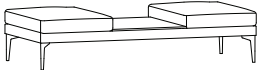
UPTOWN SOCIAL LOUNGE + MODULAR //

DESIGNED BY CHRIS AND JON PANICHELLA

ORDERING REQUIREMENTS:

- » Model number
- » Table wood species, as applicable
- » Table wood finish, as applicable
- » Metal leg finish
- » Upholstery selection
- » Options, as applicable

Note: For Corian top, specify '-CO' after model number and add appropriate upcharge.

MODEL NUMBER	PRODUCT SPECIFICATIONS	FABRIC GRADES										LEATHER	
		COM	A	1	2	COL 3	4	5	6	7	8	L1	L2
5121	Single Seat Modular Bench W 25 D 31 ³ / ₄ H 17 ¹ / ₄ 2 yds. 30 lbs. COL 40 sq. ft.	1614	1730	1788	1824	1882	1946	2006	2066	2122	2188	2462	2672
													
5122	Two-Seat Modular Bench W 50 D 31 ³ / ₄ H 17 ¹ / ₄ 3 ¹ / ₂ yds. 49 lbs. COL 70 sq. ft.	2107	2310	2412	2475	2576	2688	2793	2898	2996	3112	3591	3959
													
5123	Three-Seat Modular Bench W 75 D 31 ³ / ₄ H 17 ¹ / ₄ 5 ¹ / ₄ yds. 83 lbs. COL 105 sq. ft.	3030	3335	3487	3582	3734	3902	4059	4217	4364	4537	5256	5808
													
5124	Two-Seat Modular Bench with Integrated Center Table W 75 D 31 ³ / ₄ H 17 ¹ / ₄ 3 ³ / ₄ yds. 78 lbs. COL 75 sq. ft.	3420	3638	3747	3814	3923	4043	4155	4268	4373	4497	5010	5404
													

OPTIONS

-WT01	Wood Trim - Model #5121	344
-WT02	Wood Trim - Model #5122	479
-WT03	Wood Trim - Models #5123 & #5124	585
-TSS01	Tufted Stitch Detail, Seat Cushion (per cushion)	152
-COT01	Corian Table Top - Model #5124	1090
-NS04	Non-Skid Glides	25
-PFM04	Premium Metal Leg Finish	172
-PFW02	Premium Wood Finish, Wood Trim	20
-PFW04	Premium Wood Finish, Table Top	40
Table Power Units		
-PX3-()	Power Matrix 3 (one power, one USB-A, one USB-C)	472
-PX4-()	Power Matrix 4 (dual power, one USB-A, one USB-C)	494
-GC07 (ordered separately)	Ganging Connector	93

Note: For power matrix faceplate, please specify black (-B) or white (-W) finish.





UPTOWN SOCIAL LOUNGE + MODULAR //

DESIGNED BY CHRIS AND JON PANICHELLA

ORDERING REQUIREMENTS:

- » Model number
- » Table wood species, as applicable
- » Table wood finish, as applicable
- » Metal leg finish
- » Upholstery selection
- » Options, as applicable

Note: For Corian top, specify '-CO' after model number and add appropriate upcharge.

MODEL NUMBER	PRODUCT SPECIFICATIONS	FABRIC GRADES										LEATHER	
		COM	A	1	2	COL 3	4	5	6	7	8	L1	L2
5106 	30-Degree Single Seat W 41 D 31 ³ / ₄ H 31 Seat Height 17 ¹ / ₄ Inside Seat Width 25 Inside Seat Depth 22 4 ³ / ₄ yds. 48 lbs. COL 95 sq. ft.	2430	2706	2844	2929	3067	3219	3361	3504	3637	3794	4444	4943
5107 	60-Degree 2-Seat W 79 D 31 ³ / ₄ H 31 Seat Height 17 ¹ / ₄ Inside Seat Width 48 Inside Seat Depth 22 10 ³ / ₄ yds. 69 lbs. COL 215 sq. ft.	4036	4660	4972	5165	5477	5821	6143	6466	6767	7122	8594	9723
5113-TL (TABLE LEFT) 5113-TR (TABLE RIGHT) 	60-Degree Single Seat with Table (specify placement as seated) W 79 D 31 ³ / ₄ H 31 Seat Height 17 ¹ / ₄ Inside Seat Width 25 Inside Seat Depth 22 4 ³ / ₄ yds. 64 lbs. COL 95 sq. ft.	3872	4148	4286	4371	4509	4661	4803	4946	5079	5236	5886	6385
5113-BL (BENCH LEFT) 5113-BR (BENCH RIGHT) 	60-Degree Single Seat with Bench (specify placement as seated) W 79 D 31 ³ / ₄ H 31 Seat Height 17 ¹ / ₄ Inside Seat Width 25 Inside Seat Depth 22 7 ¹ / ₂ yds. 64 lbs. COL 150 sq. ft.	3880	4315	4533	4668	4885	5125	5350	5575	5785	6033	7060	7848
To add single arms, please refer to page 9													

OPTIONS			
-WT01	Wood Trim - Model #5106		344
-WT02	Wood Trim - Model #5107 and #5113's		479
-TSB01	Tufted Stitch Detail, Back Cushion (per cushion)		121
-TSS01	Tufted Stitch Detail, Seat Cushion (per cushion)		152
-COT04	Corian Table Top - Model #5113-TL/TR		1797
-NS04	Non-Skid Glides		25
-PFM04	Premium Metal Leg Finish		172
-PFW02	Premium Wood Finish, Wood Trim		20
-PFW04	Premium Wood Finish, Table Top		40
-GC07 (ordered separately)	Ganging Connector		93
Table Power Units			
-PX3-()	Power Matrix 3 (one power, one USB-A, one USB-C)		472
-PX4-()	Power Matrix 4 (dual power, one USB-A, one USB-C)		494

Note: For power matrix faceplate, please specify black (-B) or white (-W) finish.

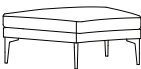
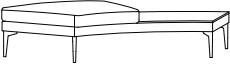
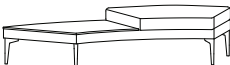
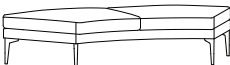
UPTOWN SOCIAL LOUNGE + MODULAR //

DESIGNED BY CHRIS AND JON PANICHELLA

ORDERING REQUIREMENTS:

- » Model number
- » Table wood species, as applicable
- » Table wood finish, as applicable
- » Metal leg finish
- » Upholstery selection
- » Options, as applicable

Note: For Corian top, specify '-CO' after model number and add appropriate upcharge.

MODEL NUMBER	PRODUCT SPECIFICATIONS	FABRIC GRADES										LEATHER	
		COM	A	1	2	COL 3	4	5	6	7	8	L1	L2
5126	30-Degree Single Seat Bench W 41 ¹ / ₂ D 32 H 17 ¹ / ₄ 3 ³ / ₄ yds. 41 lbs. COL 75 sq. ft.	2024	2242	2351	2418	2527	2647	2759	2872	2977	3101	3614	4008
													
5114-TL	60-Degree Bench/Table Combination Table Left, As Seated W 79 D 31 ³ / ₄ H 17 ¹ / ₄ 4 ¹ / ₂ yds. 52 lbs. COL 90 sq. ft.	3430	3691	3822	3903	4033	4177	4312	4447	4573	4722	5338	5811
													
5114-TR	60-Degree Bench/Table Combination Table Right, As Seated W 79 D 31 ³ / ₄ H 17 ¹ / ₄ 4 ¹ / ₂ yds. 52 lbs. COL 90 sq. ft.	3430	3691	3822	3903	4033	4177	4312	4447	4573	4722	5338	5811
													
5127	60-Degree 2-Seat Bench W 79 D 31 ³ / ₄ H 17 ¹ / ₄ 7 ¹ / ₂ yds. 57 lbs. COL 150 sq. ft.	3372	3807	4025	4160	4377	4617	4842	5067	5277	5525	6552	7340
													

OPTIONS

-WT01	Wood Trim - Model #5126	344
-WT02	Wood Trim - Models #5114 & 5127	479
-TSS01	Tufted Stitch Detail, Seat Cushion (per cushion)	152
-COT04	Corian Table Top - Model #5114-TL/TR	1797
-NS04	Non-Skid Glides	25
-PFM04	Premium Metal Leg Finish	172
-PFW02	Premium Wood Finish, Wood Trim	20
-PFW04	Premium Wood Finish, Table Top	40
Table Power Units		
-PX3-()	Power Matrix 3 (one power, one USB-A, one USB-C)	472
-PX4-()	Power Matrix 4 (dual power, one USB-A, one USB-C)	494
-GC07 (ordered separately)	Ganging Connector	93

Note: For power matrix faceplate, please specify black (-B) or white (-W) finish.

UPTOWN SOCIAL LOUNGE + MODULAR //

DESIGNED BY CHRIS AND JON PANICHELLA

ORDERING REQUIREMENTS:

- » Model number
- » Upholstery selection

Note: Pillows are upholstered on both sides, with concealed zipper enclosure.

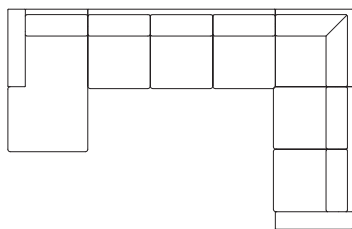
Note: Vinyl, polyurethane and leather upholstery not available.

MODEL NUMBER	PRODUCT SPECIFICATIONS	FABRIC GRADES									
		COM	A	1	2	3	4	5	6	7	8
5118-1616	16" Square Pillow W 16 D 3 H 16 ¾ yd. 1 lb.	153	197	219	232	254	278	300	323	344	369
5118-1818	18" Square Pillow W 18 D 3 H 18 ¾ yd. 1 lb.	159	203	225	238	260	284	306	329	350	375
5118-2020	20" Square Pillow W 20 D 3 H 20 ¾ yd. 1 lb.	167	211	233	246	268	292	314	337	358	383
5118-1018	10" x 18" Rectangle Pillow W 18 D 3 H 10 ½ yd. 1 lb.	157	186	201	210	224	240	255	270	284	301
5119	6" x 18" Bolster Pillow Dia. 6 L 18 ¾ yd. 1 lb.	199	243	265	278	300	324	346	369	390	415

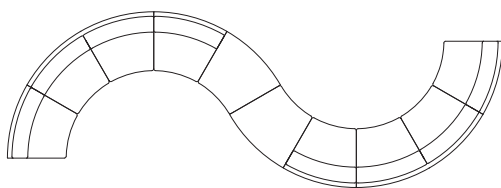
UPTOWN SOCIAL LOUNGE + MODULAR //

DESIGNED BY CHRIS AND JON PANICHELLA

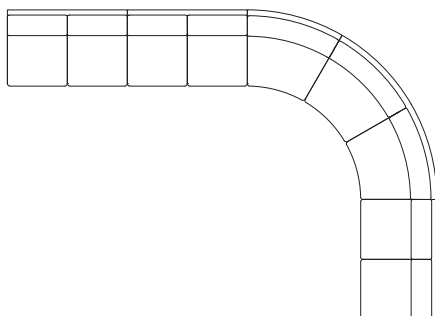
CONFIGURATION EXAMPLES



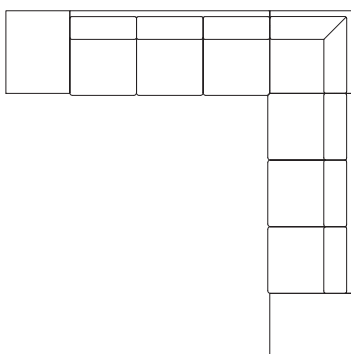
Qty	Model #	Description	COM List
1	5102-4LA	Love Seat, Left Arm (as seated)	\$3,038
1	5104	Corner Unit	\$2,168
1	5103	Armless Sofa	\$4,036
<u>1</u>	<u>5105-4RA</u>	<u>Chaise Lounge, Right Arm (as seated)</u>	<u>\$2,738</u>
4			\$11,980



Qty	Model #	Description	COM List
2	5106	30-Degree Single Seat, Armless (\$2,430 each)	\$4,860
2	5107	60-Degree Two-Seat, Armless (\$4,036 each)	\$8,072
<u>2</u>	<u>5113-TL</u>	<u>60-Degree Lounge/Table Combination (\$3,872 each)</u>	<u>\$7,744</u>
6			\$20,676



Qty	Model #	Description	COM List
3	5102	Armless Love Seat (\$2,730 each)	\$8,190
1	5107	60-Degree Two-Seat, Armless	\$4,036
<u>1</u>	<u>5106</u>	<u>30-Degree Single Seat, Armless</u>	<u>\$2,430</u>
5			\$14,656



Qty	Model #	Description	COM List
2	5115-2531-W	25" Wide Tables (\$1,649 each)	\$3,298
2	5103	Armless Sofa (\$4,036 each)	\$8,072
1	5104	Corner Unit	\$2,168
5			\$13,538

Note: Uptown Social ganging connectors not included in pricing examples as shown above.

UPTOWN SOCIAL LOUNGE + MODULAR //

DESIGNED BY CHRIS AND JON PANICHELLA

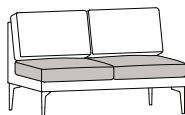
UPHOLSTERY COMBINATIONS:

- » When combining two COM/COV/COL fabrics, or fabrics with the same grade, add \$105 List per unit.
- » When combining three COM/COV/COL fabrics, or fabrics with the same grade, add \$135 List per unit.
- » When combining different grades of fabric, price will be based on the highest grade specified.
- » Two-tone upholstery examples and yardage requirements for the most common combinations are listed below. Additional combinations available, please contact client services for yardage requirements and pricing.
- » Note: Yardage amounts are based on fabric which is plain (i.e. non-directional) and a full 54" wide.
- » Appropriate upholstery code must be included.



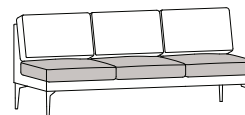
Code US1

Model COM Requirement
5101 Seat Cushion Only = $1\frac{3}{4}$ yds.
Balance of Chair = $2\frac{1}{2}$ yds.



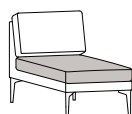
Code US2

Model COM Requirement
5102 Seat Cushion Only = $2\frac{1}{2}$ yds.
Balance of Chair = $3\frac{3}{4}$ yds.




Code US3

Model COM Requirement
5103 Seat Cushion Only = $3\frac{3}{4}$ yds.
Balance of Chair = $5\frac{1}{2}$ yds.



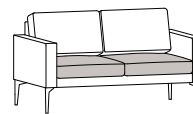
Code US4

Model COM Requirement
5105 Seat Cushion Only = $2\frac{1}{2}$ yds.
Balance of Chair = $2\frac{1}{2}$ yds.



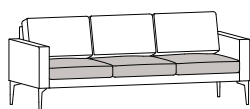
Code US5

Model COM Requirement
5101-4LR Seat Cushion Only = $1\frac{3}{4}$ yds.
Balance of Chair = 4 yds.




Code US6

Model COM Requirement
5102-4LR Seat Cushion Only = $2\frac{1}{2}$ yds.
Balance of Chair = $5\frac{1}{4}$ yds.



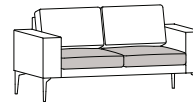
Code US7

Model COM Requirement
5103-4LR Seat Cushion Only = $3\frac{3}{4}$ yds.
Balance of Chair = 7 yds.



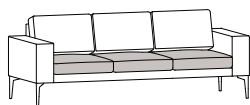
Code US8

Model COM Requirement
5101-7LR Seat Cushion Only = $1\frac{3}{4}$ yds.
Balance of Chair = 4 yds.



Code US9

Model COM Requirement
5102-7LR Seat Cushion Only = $2\frac{1}{2}$ yds.
Balance of Chair = $5\frac{1}{4}$ yds.



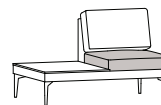
Code US10

Model COM Requirement
5103-7LR Seat Cushion Only = $3\frac{3}{4}$ yds.
Balance of Chair = 7 yds.




Code US11

Model COM Requirement
5104 Seat Cushion Only = $1\frac{1}{2}$ yds.
Balance of Chair = $4\frac{1}{4}$ yds.



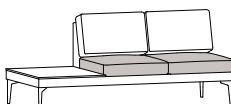
Code US12

Model COM Requirement
5111-TL Seat Cushion Only = $1\frac{3}{4}$ yds.
5111-TR Balance of Chair = $2\frac{3}{4}$ yds.



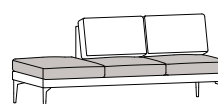
Code US13

Model COM Requirement
5111-BL Seat Cushion Only = 3 yds.
5111-BR Balance of Chair = $2\frac{3}{4}$ yds.



Code US14

Model COM Requirement
5112-TL Seat Cushion Only = $2\frac{1}{2}$ yds.
5112-TR Balance of Chair = $4\frac{1}{4}$ yds.



Code US15

Models COM Requirement
5112-BR Seat Cushion Only = $3\frac{3}{4}$ yds.
5112-BL Balance of Chair = $4\frac{1}{2}$ yds.

UPTOWN SOCIAL LOUNGE + MODULAR //

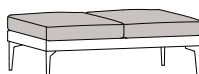
DESIGNED BY CHRIS AND JON PANICHELLA

UPHOLSTERY COMBINATIONS:

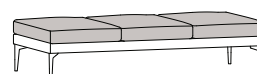
- » When combining two COM/COV/COL fabrics, or fabrics with the same grade, add \$105 List per unit.
- » When combining three COM/COV/COL fabrics, or fabrics with the same grade, add \$135 List per unit.
- » When combining different grades of fabric, price will be based on the highest grade specified.
- » Two-tone upholstery examples and yardage requirements for the most common combinations are listed below. Additional combinations available, please contact client services for yardage requirements and pricing.
- » Note: Yardage amounts are based on fabric which is plain (i.e. non-directional) and a full 54" wide.
- » Appropriate upholstery code must be included.



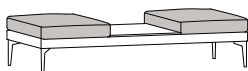
Code **US16**
Model **COM Requirement**
 5121 Seat Cushion Only = 1¹/₂ yds.
 Balance of Chair = 1 yd.



Code **US17**
Model **COM Requirement**
 5122 Seat Cushion Only = 3 yds.
 Balance of Chair = 1¹/₄ yds.



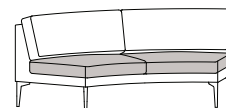
Code **US18**
Models **COM Requirement**
 5123 Seat Cushion Only = 4¹/₄ yds.
 Balance of Chair = 1¹/₂ yds.



Code **US19**
Model **COM Requirement**
 5124 Seat Cushion Only = 3 yds.
 Balance of Chair = 1¹/₂ yds.



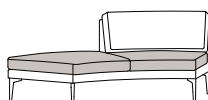
Code **US20**
Model **COM Requirement**
 5106 Seat Cushion Only = 2¹/₄ yds.
 Balance of Chair = 3¹/₄ yds.



Code **US21**
Models **COM Requirement**
 5107 Seat Cushion Only = 4¹/₄ yds.
 Balance of Chair = 6³/₄ yds.



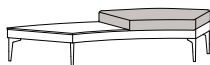
Code **US22**
Model **COM Requirement**
 5113-TL Seat Cushion Only = 3³/₄ yds.
 5113-TR Balance of Chair = 2 yds.



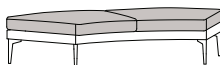
Code **US23**
Model **COM Requirement**
 5113-BL Seat Cushion Only = 4¹/₂ yds.
 5113-BR Balance of Chair = 3³/₄ yds.




Code **US24**
Model **COM Requirement**
 5126 Seat Cushion Only = 3 yds.
 Balance of Bench = 1¹/₄ yds.



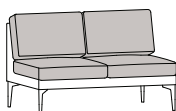
Code **US25**
Model **COM Requirement**
 5114-TL Seat Cushion = 3 yds.
 5114-TR Balance of Bench = 1¹/₂ yds.



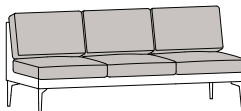
Code **US26**
Model **COM Requirement**
 5127 Seat Cushion = 6¹/₄ yds.
 Balance of Bench = 1¹/₂ yds.




Code **US27**
Model **COM Requirement**
 5101 Back & Seat Cushion = 2¹/₂ yds.
 Balance of Chair = 2 yds.



Code **US28**
Model **COM Requirement**
 5102 Back & Seat Cushion = 3³/₄ yds.
 Balance of Chair = 2³/₄ yds.



Code **US29**
Models **COM Requirement**
 5103 Back & Seat Cushion = 5¹/₄ yds.
 Balance of Chair = 3¹/₂ yds.




Code **US30**
Model **COM Requirement**
 5105 Back & Seat Cushion = 3 yds.
 Balance of Chair = 2¹/₂ yds.

UPTOWN SOCIAL LOUNGE + MODULAR //

DESIGNED BY CHRIS AND JON PANICHELLA

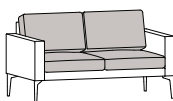
UPHOLSTERY COMBINATIONS:

- » When combining two COM/COV/COL fabrics, or fabrics with the same grade, add \$105 List per unit.
- » When combining three COM/COV/COL fabrics, or fabrics with the same grade, add \$135 List per unit.
- » When combining different grades of fabric, price will be based on the highest grade specified.
- » Two-tone upholstery examples and yardage requirements for the most common combinations are listed below. Additional combinations available, please contact client services for yardage requirements and pricing.
- » Note: Yardage amounts are based on fabric which is plain (i.e. non-directional) and a full 54" wide.
- » Appropriate upholstery code must be included.



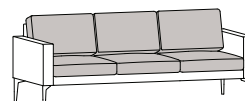
Code US31

Model	COM Requirement
5101-4LR	Back & Seat Cushion = 2 ¹ / ₂ yds. Balance of Chair = 3 ¹ / ₂ yds.




Code US32

Models	COM Requirement
5102-4LR	Back & Seat Cushion = 3 ³ / ₄ yds. Balance of Chair = 4 ¹ / ₄ yds.



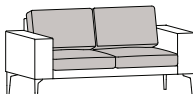
Code US33

Model	COM Requirement
5103-4LR	Back & Seat Cushion = 5 ¹ / ₄ yds. Balance of Chair = 5 yds.



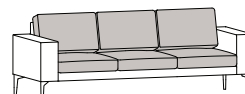
Code US34

Model	COM Requirement
5101-7LR	Back & Seat Cushion = 2 ¹ / ₂ yds. Balance of Chair = 3 ¹ / ₂ yds.



Code US35

Model	COM Requirement
5102-7LR	Back & Seat Cushion = 3 ³ / ₄ yds. Balance of Chair = 4 ¹ / ₄ yds.



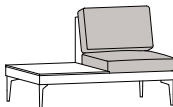
Code US36

Model	COM Requirement
5103-7LR	Back & Seat Cushion = 5 ¹ / ₄ yds. Balance of Chair = 5 yds.




Code US37

Model	COM Requirement
5104	Back and Seat Cushion = 3 yds. Balance of Chair = 3 ¹ / ₄ yds.



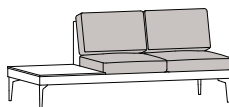
Code US38

Model	COM Requirement
5111-TR 5111-TL	Back and Seat Cushion = 2 ¹ / ₂ yds. Balance of Chair = 2 yds.



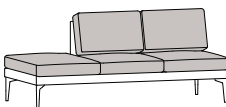
Code US39

Model	COM Requirement
5111-BR 5111-BL	Back & Seat Cushion = 3 ¹ / ₂ yds. Balance of Chair = 2 yds.



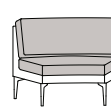
Code US40

Model	COM Requirement
5112-TL 5112-TR	Back & Seat Cushion = 4 yds. Balance of Chair = 3 yds.



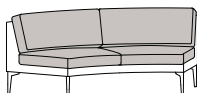
Code US41

Model	COM Requirement
5112-BL 5112-BR	Back & Seat Cushion = 5 ¹ / ₄ yds. Balance of Chair = 3 ¹ / ₄ yds.



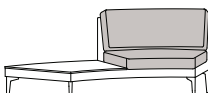
Code US42

Model	COM Requirement
5106	Back & Seat Cushion = 3 ¹ / ₄ yds. Balance of Chair = 2 ¹ / ₄ yds.




Code US43

Model	COM Requirement
5107	Back & Seat Cushion = 6 ¹ / ₄ yds. Balance of Chair = 4 ¹ / ₂ yds.



Code US44

Models	COM Requirement
5113-TL 5113-TR	Back & Seat Cushion = 3 yds. Balance of Chair = 2 ¹ / ₂ yds.



Code US45

Model	COM Requirement
5113-BL 5113-BR	Back & Seat Cushion = 5 ³ / ₄ yds. Balance of Chair = 2 ³ / ₄ yds.