

LOUPE STOOLS | Designed by Aaron Duke



SPECIFICATIONS:

- 19" diameter stool available with directional or non-directional seat.
- Directional seat model comes standard with 360-degree swivel capability.
- Non-directional seat model offered with or without swivel capability.
- Grey reinforced nylon pull.
- Solid wood base with painted finish.
- All models come standard with nylon glides.
- 400 lb. weight capacity.
- All dimensions are nominal.
- Refer to terms and conditions for general information regarding fabrics, finishes, warranty, freight, complete condition of sales and more.

STANDARD BASE FINISH COLORS:

- 0405 Charcoal Grey
- 0535 Metallic Silver
- 0630 Satin Black

PREMIUM BASE FINISH COLORS:


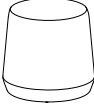
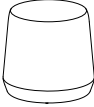
- 0605 Matte Black
- 0705 Matte Cotton
- 0788 Glossy Cotton
- 0805 Oasis
- 0905 Mint
- 1005 Mercury
- 1105 Canary
- 1205 Stone
- 1305 Sage
- 1405 Ice Blue
- 1505 Clay

All shipments for this series will be cartoned as standard. If blanket-wrapped shipping is required, please contact client services for additional information.

LOUPE STOOLS | Designed by Aaron Duke

ORDERING REQUIREMENTS:

- Model number
- Upholstery selection
- Base finish
- Options, as applicable

MODEL	PRODUCT SPECIFICATIONS	FABRIC GRADES								LEATHER			
		COM	A	1	2	3	4	COL 5	6	7	8	L1	L2
3610 	19" Stool, Directional Seat, 360° Swivel 19" Dia. x 21" H Seat Diameter: 16" Seat Height: 18.75" COM: 1.25 yds. COL: 25 sq. ft. 31 lbs.	1,457	1,537	1,581	1,607	1,649	1,694	1,734	1,776	1,817	1,860	2,057	2,200
3615 	19" Stool, Non-Directional Seat 19" Dia. x 19" H Seat Diameter: 16" Seat Height: 18.5" COM: 1.25 yds. COL: 25 sq. ft. 26 lbs.	1,132	1,212	1,256	1,282	1,324	1,369	1,409	1,451	1,492	1,535	1,732	1,875
3615-S 	19" Stool, Non-Directional Seat, 360° Swivel 19" Dia. x 19" H Seat Diameter: 16" Seat Height: 18.5" COM: 1.25 yds. COL: 25 sq. ft. 31 lbs.	1,199	1,279	1,323	1,349	1,391	1,436	1,476	1,518	1,559	1,602	1,799	1,942

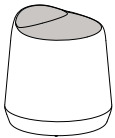
OPTIONS

-PFM02 Premium Base Finish \$101

LOUPE STOOLS | Designed by Aaron Duke

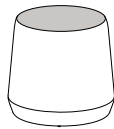
UPHOLSTERY COMBINATIONS:

- For upholstery combinations, refer to the pricing below.
- When combining two COM/COV/COL fabrics, or fabrics with the same grade, add \$120 List per unit.
- When combining different grades of fabric, price will be based on the highest grade specified.
- Two-tone upholstery examples and yardage requirements for the most common combinations are listed below. Additional combinations available; please contact client services for yardage requirements and pricing.
- Note: Yardage amounts are based on fabric which is plain (i.e. non-directional) and a full 54" wide.
- Appropriate upholstery code must be included.



Code LU1

<u>Model</u>	<u>COM Requirement</u>
3610	Top of Seat = .5 yd. Balance of Upholstery = 1 yd.



Code LU2

<u>Model</u>	<u>COM Requirement</u>
3615	Top of Seat = .5 yd.
3616	Balance of Upholstery = 1 yd.