

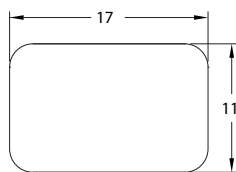
## KUVI WORK LOUNGE | Designed by Chris & Jon Panichella



### SPECIFICATIONS:

- Arm and armless models available with glides or casters.
- Arm caps available in Ash wood and black urethane.
- Wood arm caps available in all standard finishes on Ash.
- For Alabaster and Super Matte Sable Ash, premium wood finish upcharge applies. Refer to options section for pricing.
- For custom wood finishes, please add \$531 List per color per order.
- Frame also functions as a handle for mobility ease.
- Mobile lounge chairs feature two locking casters in rear and two non-locking casters in front.
- Casters feature semi-soft treads for compatibility on all floor surfaces.
- Tubular steel frame.
- 350 lb. weight capacity.
- All dimensions are nominal.
- Refer to terms and conditions for general information regarding fabrics, finishes, warranty, freight, complete condition of sales and more.

### ROTATING TABLET:



- Affixed to right or left arm, as specified.
- Tablet size is 17" W x 11" D x .75" thick and features 360-degree turning radius.
- Available in Ash and laminate surface options.
- For Alabaster and Super Matte Sable Ash, premium wood finish upcharge applies. Refer to options section for pricing.
- For custom wood finishes, please contact client services and add one-time upcharge of \$531 List per color per order.
- For custom laminate options, add \$649 List per color per order. Pre-approval required, please contact client services.
- For standard wood grain laminate or solid black laminate tops, edge will match unless specified otherwise.
- For all other solid laminates, edge will be exposed plywood substrate with clear coat finish.
- 100 lb. weight capacity.

## KUVI WORK LOUNGE | Designed by Chris & Jon Panichella

### UNDER-SEAT SHELF:

- Available on caster models only.
- Dimensions: 24" W x 21" D.
- Surface finish options include ash veneer as well as laminate selections.
- For Alabaster and Super Matte Sable Ash, premium wood finish upcharge applies. Refer to options section for pricing.
- Under-seat shelf features .5" tall guard rail.
- Guardrail will match frame finish unless otherwise specified.

### SIDE TABLE:

- Measures 14" W x 8" D x .75" thick.
- Available in Ash and laminate surface options.
- For Alabaster and Super Matte Sable Ash, premium wood finish upcharge applies. Refer to options section for pricing.
- Optional cup holder available, with Clear Anodized Aluminum finish as standard.
- Black cup holder also offered at no upcharge. Please specify.
- Cupholder dimensions: 4" outer diameter, 3.25" inner diameter (cup size) x 3" deep.

### STANDARD METAL FRAME FINISH COLORS:

- 0405 Charcoal Grey
- 0535 Metallic Silver
- 0630 Satin Black

### PREMIUM METAL FRAME FINISH COLORS:

- 0605 Matte Black
- 0705 Matte Cotton
- 0788 Glossy Cotton
- 0805 Oasis
- 0905 Mint
- 1005 Mercury
- 1105 Canary
- 1205 Stone
- 1305 Sage
- 1405 Ice Blue
- 1505 Clay

## KUVI WORK LOUNGE | Designed by Chris & Jon Panichella

### ORDERING REQUIREMENTS:

- Model number
- Arm cap finish, as applicable
- Tablet and/or side table finish, as applicable
- Frame finish
- Upholstery selection
- Options, as applicable

MODEL	PRODUCT SPECIFICATIONS	FABRIC GRADES								LEATHER			
		COM	A	1	2	3	4	COL 5	6	7	8	L1	L2
1210-NA-NA	<b>Lounge Chair, Armless, Glides</b> 25" W x 29.25" D x 31.5" H Seat: 22.5" W x 19" D Seat Ht: 17" COM: 2.25 yds. COL: 45 sq. ft. 25 lbs.	1,861	2,005	2,084	2,131	2,206	2,287	2,359	2,435	2,509	2,586	2,941	3,198
1210-AW-AW 1210-AU-AU	<b>Lounge Chair, Arms, Glides</b> 26.5" W x 29.25" D x 31.5" H Seat: 22.5" W x 19" D Seat Ht: 17" COM: 2.25 yds. COL: 45 sq. ft. 29 lbs.	Arm Cap Wood (-AW) 2,209	2,353	2,432	2,479	2,554	2,635	2,707	2,783	2,857	2,934	3,289	3,546
		Arm Cap Urethane (-AU) 2,077	2,221	2,300	2,347	2,422	2,503	2,575	2,651	2,725	2,802	3,157	3,414
1210-TL-AW 1210-TL-AU	<b>Lounge Chair, Tablet Left, Arm Right, Glides</b> 29" W x 29.25" D x 31.5" H Seat: 22.5" W x 19" D Seat Ht: 17" COM: 2.25 yds. COL: 45 sq. ft. 32 lbs.	Arm Cap Wood (-AW) 2,301	2,445	2,524	2,571	2,646	2,727	2,799	2,875	2,949	3,026	3,381	3,638
		Arm Cap Urethane (-AU) 2,235	2,379	2,458	2,505	2,580	2,661	2,733	2,809	2,883	2,960	3,315	3,572
1210-AW-TR 1210-AU-TR	<b>Lounge Chair, Arm Left, Tablet Right, Glides</b> 29" W x 29.25" D x 31.5" H Seat: 22.5" W x 19" D Seat Ht: 17" COM: 2.25 yds. COL: 45 sq. ft. 32 lbs.	Arm Cap Wood (-AW) 2,301	2,445	2,524	2,571	2,646	2,727	2,799	2,875	2,949	3,026	3,381	3,638
		Arm Cap Urethane (-AU) 2,235	2,379	2,458	2,505	2,580	2,661	2,733	2,809	2,883	2,960	3,315	3,572

### OPTIONS

-PFM02	Premium Metal Finish	\$101
-PFW01	Premium Wood Finish (per arm/tablet/side table)	\$12
-CL	Clean-Out Feature	\$87

## KUVI WORK LOUNGE | Designed by Chris & Jon Panichella

### ORDERING REQUIREMENTS:

- Model number
- Arm cap finish, as applicable
- Tablet and/or side table finish, as applicable
- Frame finish
- Upholstery selection
- Options, as applicable

MODEL	PRODUCT SPECIFICATIONS	FABRIC GRADES								LEATHER			
		COM	A	1	2	3	4	COL 5	6	7	8	L1	L2
1210-SL-TR	<b>Lounge Chair, Side Table Left, Tablet Right, Glides</b> 34.75" W x 29.25" D x 31.5" H Seat: 22.5" W x 19" D Seat Ht: 17" COM: 2.25 yds. COL: 45 sq. ft. 33 lbs.	2,306	2,450	2,529	2,576	2,651	2,732	2,804	2,880	2,954	3,031	3,386	3,643
1210-TL-SR	<b>Lounge Chair, Tablet Left, Side Table Right, Glides</b> 34.75" W x 29.25" D x 31.5" H Seat: 22.5" W x 19" D Seat Ht: 17" COM: 2.25 yds. COL: 45 sq. ft. 33 lbs.	2,306	2,450	2,529	2,576	2,651	2,732	2,804	2,880	2,954	3,031	3,386	3,643
1210-SL-AW 1210-SL-AU	<b>Lounge Chair, Side Table Left, Arm Right, Glides</b> 32.25" W x 29.25" D x 31.5" H Seat: 22.5" W x 19" D Seat Ht: 17" COM: 2.25 yds. COL: 45 sq. ft. 30 lbs.	Arm Cap Wood (-AW) 2,214 Arm Cap Urethane (-AU) 2,148	2,358	2,437	2,484	2,559	2,640	2,712	2,788	2,862	2,939	3,294	3,551
1210-AW-SR 1210-AU-SR	<b>Lounge Chair, Arm Left, Side Table Right, Glides</b> 32.25" W x 29.25" D x 31.5" H Seat: 22.5" W x 19" D Seat Ht: 17" COM: 2.25 yds. COL: 45 sq. ft. 30 lbs.	Arm Cap Wood (-AW) 2,214 Arm Cap Urethane (-AU) 2,148	2,358	2,437	2,484	2,559	2,640	2,712	2,788	2,862	2,939	3,294	3,551





### OPTIONS

-PFM02	Premium Metal Finish	\$101
-PFW01	Premium Wood Finish (per arm/tablet/side table)	\$12
-CH01	Cup Holder	\$142
-CL	Clean-Out Feature	\$87

## KUVI WORK LOUNGE | Designed by Chris & Jon Panichella

### ORDERING REQUIREMENTS:

- Model number
- Arm cap finish, as applicable
- Tablet and/or side table finish, as applicable
- Frame finish
- Upholstery selection
- Options, as applicable

MODEL	PRODUCT SPECIFICATIONS	FABRIC GRADES								LEATHER			
		COM	A	1	2	3	4	COL 5	6	7	8	L1	L2
<b>1210-TL-NA</b> 	<b>Lounge Chair, Tablet Left, Glides</b> 28.25" W x 29.25" D x X31.5" H Seat: 22.5" W x 19" D Seat Ht: 17" COM: 2.25 yds. COL: 45 sq. ft. 29 lbs.	2,127	2,271	2,350	2,397	2,472	2,553	2,625	2,701	2,775	2,852	3,207	3,464
<b>1210-NA-TR</b> 	<b>Lounge Chair, Tablet Right, Glides</b> 28.25" W x 29.25" D x X31.5" H Seat: 22.5" W x 19" D Seat Ht: 17" COM: 2.25 yds. COL: 45 sq. ft. 29 lbs.	2,127	2,271	2,350	2,397	2,472	2,553	2,625	2,701	2,775	2,852	3,207	3,464
<b>1210-SL-NA</b> 	<b>Lounge Chair, Side Table Left, Glides</b> 31.5" W x 29.25" D x X31.5" H Seat: 22.5" W x 19" D Seat Ht: 17" COM: 2.25 yds. COL: 45 sq. ft. 27 lbs.	2,040	2,184	2,263	2,310	2,385	2,466	2,538	2,614	2,688	2,765	3,120	3,377
<b>1210-NA-SR</b> 	<b>Lounge Chair, Side Table Right, Glides</b> 31.5" W x 29.25" D x X31.5" H Seat: 22.5" W x 19" D Seat Ht: 17" COM: 2.25 yds. COL: 45 sq. ft. 27 lbs.	2,040	2,184	2,263	2,310	2,385	2,466	2,538	2,614	2,688	2,765	3,120	3,377





### OPTIONS

-PFM02	Premium Metal Finish	\$101
-PFW01	Premium Wood Finish (tablet/side table)	\$12
-CH01	Cup Holder (side table models only)	\$142
-CL	Clean-Out Feature	\$87

## KUVI WORK LOUNGE | Designed by Chris & Jon Panichella

### ORDERING REQUIREMENTS:

- Model number
- Arm cap finish, as applicable
- Tablet and/or side table finish, as applicable
- Frame finish
- Upholstery selection
- Options, as applicable

MODEL	PRODUCT SPECIFICATIONS	FABRIC GRADES								LEATHER			
		COM	A	1	2	3	4	COL 5	6	7	8	L1	L2
1250-NA-NA 	<b>Lounge Chair, Armless, Casters</b> 26" W x 29.25" D x 32.25" H Seat: 22.5" W x 19" D Seat Ht: 17.75" COM: 2.25 yds. COL: 45 sq. ft. 26 lbs.	1,938	2,082	2,161	2,208	2,283	2,364	2,436	2,512	2,586	2,663	3,018	3,275
1250-AW-AW 1250-AU-AU 	<b>Lounge Chair, Arms, Casters</b> 26.5" W x 29.25" D x 32.25" H Seat: 22.5" W x 19" D Seat Ht: 17.75" COM: 2.25 yds. COL: 45 sq. ft. 30 lbs.	<b>Arm Cap Wood (-AW)</b> 2,286	2,430	2,509	2,556	2,631	2,712	2,784	2,860	2,934	3,011	3,366	3,623
	<b>Arm Cap Urethane (-AU)</b>	2,154	2,298	2,377	2,424	2,499	2,580	2,652	2,728	2,802	2,879	3,234	3,491
1250-TL-AW 1250-TL-AU 	<b>Lounge Chair, Tablet Left, Arm Right, Casters</b> 29" W x 29.25" D x 32.25" H Seat: 22.5" W x 19" D Seat Ht: 17.75" COM: 2.25 yds. COL: 45 sq. ft. 33 lbs.	<b>Arm Cap Wood (-AW)</b> 2,378	2,522	2,601	2,648	2,723	2,804	2,876	2,952	3,026	3,103	3,458	3,715
	<b>Arm Cap Urethane (-AU)</b>	2,312	2,456	2,535	2,582	2,657	2,738	2,810	2,886	2,960	3,037	3,392	3,649
1250-AW-TR 1250-AU-TR 	<b>Lounge Chair, Arm Left, Tablet Right, Casters</b> 29" W x 29.25" D x 32.25" H Seat: 22.5" W x 19" D Seat Ht: 17.75" COM: 2.25 yds. COL: 45 sq. ft. 33 lbs.	<b>Arm Cap Wood (-AW)</b> 2,378	2,522	2,601	2,648	2,723	2,804	2,876	2,952	3,026	3,103	3,458	3,715
	<b>Arm Cap Urethane (-AU)</b>	2,312	2,456	2,535	2,582	2,657	2,738	2,810	2,886	2,960	3,037	3,392	3,649

### OPTIONS

-PFM02	Premium Metal Finish	\$101
-PFW01	Premium Wood Finish (per arm/tablet)	\$12
-USS01	Under-Seat Shelf	\$368
-USS01-PFW02	Under-Seat Shelf - Premium Wood Finish	\$373
-CL	Clean-Out Feature	\$87

## KUVI WORK LOUNGE | Designed by Chris & Jon Panichella

### ORDERING REQUIREMENTS:

- Model number
- Arm cap finish, as applicable
- Tablet and/or side table finish, as applicable
- Frame finish
- Upholstery selection
- Options, as applicable

MODEL	PRODUCT SPECIFICATIONS	FABRIC GRADES								LEATHER			
		COM	A	1	2	3	4	COL 5	6	7	8	L1	L2
1250-SL-TR	<b>Lounge Chair, Side Table Left, Tablet Right, Casters</b> 34.75" W x 29.25" D x 32.25" H Seat: 22.5" W x 19" D Seat Ht: 18.5" COM: 2.25 yds. COL: 45 sq. ft. 34 lbs.	2,383	2,527	2,606	2,653	2,728	2,809	2,881	2,957	3,031	3,108	3,463	3,720
1250-TL-SR	<b>Lounge Chair, Tablet Left, Side Table Right, Casters</b> 34.75" W x 29.25" D x 32.25" H Seat: 22.5" W x 19" D Seat Ht: 18.5" COM: 2.25 yds. COL: 45 sq. ft. 34 lbs.	2,383	2,527	2,606	2,653	2,728	2,809	2,881	2,957	3,031	3,108	3,463	3,720
1250-SL-AW 1250-SL-AU	<b>Lounge Chair, Side Table Left, Arm Right, Casters</b> 32.25" W x 29.25" D x 32.25" H Seat: 22.5" W x 19" D Seat Ht: 17.75" COM: 2.25 yds. COL: 45 sq. ft. 31 lbs.	Arm Cap Wood (-AW) 2,291	2,435	2,514	2,561	2,636	2,717	2,789	2,865	2,939	3,016	3,371	3,628
		Arm Cap Urethane (-AU) 2,225	2,369	2,448	2,495	2,570	2,651	2,723	2,799	2,873	2,950	3,305	3,562
1250-AW-SR 1250-AU-SR	<b>Lounge Chair, Arm Left, Side Table Right, Casters</b> 32.25" W x 29.25" D x 32.25" H Seat: 22.5" W x 19" D Seat Ht: 17.75" COM: 2.25 yds. COL: 45 sq. ft. 31 lbs.	Arm Cap Wood (-AW) 2,291	2,435	2,514	2,561	2,636	2,717	2,789	2,865	2,939	3,016	3,371	3,628
		Arm Cap Urethane (-AU) 2,225	2,369	2,448	2,495	2,570	2,651	2,723	2,799	2,873	2,950	3,305	3,562





### OPTIONS

-PFM02	Premium Metal Finish	\$101
-PFW01	Premium Wood Finish (per arm/tablet/side table)	\$12
-CH01	Cup Holder	\$142
-USS01	Under-Seat Shelf	\$368
-USS01-PFW02	Under-Seat Shelf - Premium Wood Finish	\$373
-CL	Clean-Out Feature	\$87

## KUVI WORK LOUNGE | Designed by Chris & Jon Panichella

### ORDERING REQUIREMENTS:

- Model number
- Arm cap finish, as applicable
- Tablet and/or side table finish, as applicable
- Frame finish
- Upholstery selection
- Options, as applicable

MODEL	PRODUCT SPECIFICATIONS	FABRIC GRADES								LEATHER			
		COM	A	1	2	3	4	COL 5	6	7	8	L1	L2
1250-TL-NA 	<b>Lounge Chair, Tablet Left, Casters</b> 28.25" W x 29.25" D x 32.25" H Seat: 22.5" W x 19" D Seat Ht: 17.75" COM: 2.25 yds. COL: 45 sq. ft. 30 lbs.	2,204	2,348	2,427	2,474	2,549	2,630	2,702	2,778	2,852	2,929	3,284	3,541
1250-NA-TR 	<b>Lounge Chair, Tablet Right, Casters</b> 28.25" W x 29.25" D x 32.25" H Seat: 22.5" W x 19" D Seat Ht: 17.75" COM: 2.25 yds. COL: 45 sq. ft. 30 lbs.	2,204	2,348	2,427	2,474	2,549	2,630	2,702	2,778	2,852	2,929	3,284	3,541
1250-SL-NA 	<b>Lounge Chair, Side Table Left, Casters</b> 31.5" W x 29.25" D x 32.25" H Seat: 22.5" W x 19" D Seat Ht: 17.75" COM: 2.25 yds. COL: 45 sq. ft. 28 lbs.	2,117	2,261	2,340	2,387	2,462	2,543	2,615	2,691	2,765	2,842	3,197	3,454
1250-NA-SR 	<b>Lounge Chair, Side Table Right, Casters</b> 31.5" W x 29.25" D x 32.25" H Seat: 22.5" W x 19" D Seat Ht: 17.75" COM: 2.25 yds. COL: 45 sq. ft. 28 lbs.	2,117	2,261	2,340	2,387	2,462	2,543	2,615	2,691	2,765	2,842	3,197	3,454

### OPTIONS

-PFM02	Premium Metal Finish	\$101
-PFW01	Premium Wood Finish (tablet/side table)	\$12
-CH01	Cup Holder	\$142
-USS01	Under-Seat Shelf	\$368
-USS01-PFW02	Under-Seat Shelf - Premium Wood Finish	\$373
-CL	Clean-Out Feature	\$87



## KUVI WORK LOUNGE | Designed by Chris & Jon Panichella

### UPHOLSTERY COMBINATIONS:

- For upholstery combinations, refer to the pricing below.
- When combining two COM/COV/COL fabrics, or fabrics with the same grade, add \$120 List per unit.
- When combining three or more COM/COV/COL fabrics, or fabrics with the same grade, add \$150 List per unit.
- When combining different grades of fabric, price will be based on the highest grade specified.
- Two-tone upholstery examples and yardage requirements for the most common combinations are listed below. Additional combinations available; please contact client services for yardage requirements and pricing.
- Note: Yardage amounts are based on fabric which is plain (i.e. non-directional) and a full 54" wide.
- Appropriate upholstery code must be included.



<b>Code</b>	<b>KV1</b>
<u>Model</u>	<u>COM Requirement</u>
All Models	Seat = 1 yd. Back = 1.25 yds.