

## PLUMEYA GUEST | Designed by CLAUDIO BELLINI Studio



### SPECIFICATIONS:

- Mid- and high back models.
- Four base options available: 4-leg metal, metal swivel, 4-leg wood and wood swivel.
- Swivel base models feature self-return.
- Metal bases offered in standard and premium finishes. Please refer to listing below.
- For custom metal finish colors, please contact client services for pricing.
- Wood bases offered in all standard and custom finishes on Ash.
- For custom wood finishes, please contact client services and add one-time upcharge of \$531 List per color per order.
- For Alabaster and Super Matte Sable Ash, premium wood finish upcharge applies. Refer to options section for pricing.
- 300 lb. weight capacity.
- All dimensions are nominal.
- Refer to terms and conditions for general information regarding fabrics, finishes, warranty, freight, complete condition of sales and more.

### STANDARD METAL BASE FINISH COLORS:

- 0405 Charcoal Grey
- 0535 Metallic Silver
- 0299 Polished Aluminum (swivel base only)
- 0630 Satin Black





### PREMIUM METAL BASE FINISH COLORS:

- 0605 Matte Black
- 0705 Matte Cotton
- 0788 Glossy Cotton
- 0805 Oasis
- 0905 Mint
- 1005 Mercury
- 1105 Canary
- 1205 Stone
- 1305 Sage
- 1405 Ice Blue
- 1505 Clay

## PLUMEYA GUEST | Designed by CLAUDIO BELLINI Studio

### ORDERING REQUIREMENTS:

- Model number
- Base finish
- Upholstery selection
- Options, as applicable

MODEL	PRODUCT SPECIFICATIONS	FABRIC GRADES								LEATHER			
		COM	A	1	2	3	4	COL 5	6	7	8	L1	L2
9301-M	Mid-Back Guest Chair, 4-Leg Metal Base												
	26.5" W x 26.5" D x 34" H Seat: 19" W x 19" D Seat Ht: 18" COM: 2.5 yds. COL: 50 sq. ft. 30 lbs.	1,427	1,587	1,675	1,727	1,810	1,900	1,980	2,065	2,147	2,232	2,627	2,912
9301-SG	Mid-Back Guest Chair, Metal Swivel Base												
	27.5" W x 27.5" D x 34" H Seat: 19" W x 19" D Seat Ht: 18" COM: 2.5 yds. COL: 50 sq. ft. 32 lbs.	1,614	1,774	1,862	1,914	1,997	2,087	2,167	2,252	2,334	2,419	2,814	3,099
9301-W	Mid-Back Guest Chair, 4-Leg Wood Base												
	26.5" W x 26.5" D x 34" H Seat: 19" W x 19" D Seat Ht: 18" COM: 2.5 yds. COL: 50 sq. ft. 28 lbs.	1,590	1,750	1,838	1,890	1,973	2,063	2,143	2,228	2,310	2,395	2,790	3,075
9301-SW	Mid-Back Guest Chair, Wood Swivel Base												
	26.5" W x 26.5" D x 34" H Seat: 19" W x 19" D Seat Ht: 18" COM: 2.5 yds. COL: 50 sq. ft. 36 lbs.	1,832	1,992	2,080	2,132	2,215	2,305	2,385	2,470	2,552	2,637	3,032	3,317

### OPTIONS

-PFM02	Premium Metal Base Finish	\$101
-PFW02	Premium Wood Base Finish	\$23
-NSO4	Non-Skid Glides	\$26

## PLUMEYA GUEST | Designed by CLAUDIO BELLINI Studio

### ORDERING REQUIREMENTS:

- Model number
- Base finish
- Upholstery selection
- Options, as applicable

MODEL	PRODUCT SPECIFICATIONS	FABRIC GRADES								LEATHER			
		COM	A	1	2	3	4	COL 5	6	7	8	L1	L2
9311-M	<b>High Back Guest Chair, 4-Leg Metal Base</b>  26.5" W x 26.75" D x 37" H Seat: 19" W x 19" D Seat Ht: 18" COM: 3 yds. COL: 60 sq. ft. 33 lbs.	1,527	1,719	1,824	1,887	1,986	2,094	2,190	2,292	2,391	2,493	2,967	3,309
9311-SG	<b>High Back Guest Chair, Metal Swivel Base</b>  27.5" W x 27.5" D x 37" H Seat: 19" W x 19" D Seat Ht: 18" COM: 3 yds. COL: 60 sq. ft. 35 lbs.	1,714	1,906	2,011	2,074	2,173	2,281	2,377	2,479	2,578	2,680	3,154	3,496
9311-W	<b>High Back Guest Chair, 4-Leg Wood Base</b>  26.5" W x 26.75" D x 37" H Seat: 19" W x 19" D Seat Ht: 18" COM: 3 yds. COL: 60 sq. ft. 31 lbs.	1,690	1,882	1,987	2,050	2,149	2,257	2,353	2,455	2,554	2,656	3,130	3,472
9311-SW	<b>High Back Guest Chair, Wood Swivel Base</b>  26.5" W x 26.75" D x 37" H Seat: 19" W x 19" D Seat Ht: 18" COM: 3 yds. COL: 60 sq. ft. 39 lbs.	1,932	2,124	2,229	2,292	2,391	2,499	2,595	2,697	2,796	2,898	3,372	3,714

### OPTIONS

-PFM02	Premium Metal Base Finish	\$101
-PFW02	Premium Wood Base Finish	\$23
-NSO4	Non-Skid Glides	\$26

## PLUMEYA GUEST | Designed by CLAUDIO BELLINI Studio

### UPHOLSTERY COMBINATIONS:

- For upholstery combinations, refer to the pricing below.
- When combining two COM/COV/COL fabrics, or fabrics with the same grade, add \$120 List per unit.
- When combining three or more COM/COV/COL fabrics, or fabrics with the same grade, add \$150 List per unit.
- When combining different grades of fabric, price will be based on the highest grade specified.
- Two-tone upholstery examples and yardage requirements for the most common combinations are listed below. Additional combinations available; please contact client Services for yardage requirements and pricing.
- Note: Yardage amounts are based on fabric which is plain (i.e. non-directional) and a full 54" wide.
- Appropriate upholstery code must be included.

**Code**Model

All Mid-Back Models

**PG1**COM Requirement

Seat Cushion = 1 yd.  
Balance of Chair = 2 yds.

**Code**Model

All High Back Models

**PG2**COM Requirement

Seat Cushion = 1 yd.  
Balance of Chair = 2.5 yds.

**Code**Model

All Mid-Back Models

**PG3**COM Requirement

Arm Panels = 1.25 yds.  
Balance of Chair = 1.75 yds.

**Code**Model

All High Back Models

**PG4**COM Requirement

Arm Panels = 1.25 yds.  
Balance of Chair = 2 yds.